

Jefferson County Library Service

Mailing Address: Dwight Foster Public Library
209 Merchants Avenue
Fort Atkinson, WI 53538
(920) 563-7790

Jefferson County Library Board Meeting

Date and Time: July 29, 2025 at 5 p.m.

Location: Johnson Creek Public Library or via Zoom

<https://us02web.zoom.us/j/84007892918?pwd=SsKnpt1QrcuImuMoSwGPfk4E3JrHcB.1>

Meeting ID: 840 0789 2918

Passcode: ipHs3pc8

Agenda

1. Call to order and introductions
2. Approval of minutes of the March 4, 2025 meeting - **Action**
3. Comments from the public
4. Correspondence
5. Administrator's report – Minetta Lippert
6. Report from Library System Representative – Art Biermeier
7. Report from Library System Director – Brittany Larson
8. Unfinished Business
 - A. 2024 Annual Report for Jefferson County Board – **Action**
9. New Business
 - A. 2026 County Library Service operating budget request - **Action**
 - B. Selection of County Resource Library for 2026 – **Action**
 - C. 2026 County Resource Library budget request – **Action**
 - D. eContent offerings from County libraries - **Discussion**
10. Reports from County libraries
11. Adjournment

Link to Per Diem for this meeting

If you have special needs or circumstances which may make communication or accessibility difficult at the meeting, please call (920) 563-7790 at least three (3) days prior to the meeting date. Accommodations will, to the fullest extent possible, be made available on request by a person with a disability.

Jefferson County Library Board Minutes from March 4, 2025 Meeting

Board members present: Art Biermeir, Tim Semo, Richard Moulding, Duane Scott, Brian Henning, Greg Haasch, Amanda Golson

Board members absent:

Others present: Karol Kennedy, Bridges Library System Director; Minetta Lippert, Dwight Foster Public Library Director; Samantha Seeman Cambridge Library; Melissa Anderson Jefferson Library; Brian Henning Waterloo; Kelly from Karl Junginger; Jodi Johnson Creek Diane Jaroch Irvin Young

Call to order: The meeting was called to order at 5:00pm by Tim Semo

Public hearing:

Approval of minutes of the December 3, 2024 meeting: Duane Scott motions, Art Biermeir seconds

No Correspondence

Administrator's report-Minetta Lippert

Jefferson County Board received the updated budget plan, the plan has been filed with DPI. All directors have filled their reports. Library legislative day was well attended.

Report from Library System Representative- Art Biermeier-New member added to the Bridges Library Board, report on Memory Cafe Project. A committee has been formed to select Karol Kennedy's replacement.

Report from Library System Director- Karol Kennedy

Entering the final stages of Library Coordinator of Development, the last two months have been filled with annual reports and will be finished up shortly. Adjacent county requests for reimbursement for library use are being submitted.

New Business:

Election of Officers 2025 Amanda Golson voted as secretary Motioned by Tim Semo and seconded by Art Biermeir. Vice President Motioned by Tim Semo Second by Greg Haasch, President Tim, motioned by Art Biermeir seconded by Greg Haasch

2024 Annual Report for Jefferson County Board due July 8, 2025

County Appointments to Local Library Boards

Appointees from each library should be recommended by April 30th and must live in the county. Generally the appointees come from county municipalities without libraries. Candidates for board will need to provide name, address, and short bio or resume.

Public Library Funding Presentation from Karol Kennedy

Majority of funding for libraries comes from municipalities. There is also county state (mostly grants) and federal funding along with fines, fees, grants, donations. Minimum reimbursement from counties at least 70% for serving users who do not live in a municipality that is served by the library. Calculations for funding can be found in the Jefferson County Service Plan. Counties pay only for the services used.

Reports from County Libraries

Minetta-Short staffed 2 of 6 full time staff people.

Melissa-Holds lockers are up and running with the help of Bridges grants and support. Will be redesigning the website over the next year.

Diane-Library expansion and renovation is on schedule. Two hundred and fifteen entries in winter reading program

Gerard-Fundraising for library expansion

Samantha-New winter reading program will be revamped for next year. Drive up window will need to be replaced. Library is a little short staffed at the moment.


Jodi-Cloud nine has been installed on all computers, joined in Waterloo literacy activities at the elementary school. April will host a composting program.

Kelly-Wrapping up winter reading program, lost adult service librarian and budget does not allow for replacement. Received \$107,000 donation from the Garmin Estate.

Thank you to Karol Kennedy for her service to our library system!

Adjournment: A motion to adjourn was made by Tim at 5:52pm.

2024 Annual Report of Jefferson County Library Service



LIBRARIES = STRONG COMMUNITIES

Mission: Jefferson County Library Service works to support and strengthen the municipal libraries, so all County residents receive quality public library service.

Jefferson County public libraries, except for Cambridge Community Library, are members of the Bridges Library System which serves and supports libraries in Jefferson and Waukesha Counties. System membership provides access for all county residents to more than 2 million items, digital resources, coordinated marketing, and support for library boards and staffs throughout both counties. Cambridge Community Library is a member of the South Central Library System.

Circulation of Library Materials

In 2024, the total circulation of physical and digital materials in Jefferson County increased slightly by 0.11% from the previous year. Physical circulation decreased from 850,410 to 819,156 items checked out of the nine county libraries. It is important to note that Irvin L. Young Memorial Library in Whitewater was closed to the public for several weeks due to an ongoing renovation and expansion project resulting in a nearly 19% decrease in their total physical circulation.

Digital circulation continues to increase. In fact, the number of digital checkouts by Jefferson County residents was at an all-time high. In 2024, 166,194 digital books, audiobooks, and videos were checked out, compared to 133,859 in 2023. Digital materials are available for borrowing from the Wisconsin Digital Library (Overdrive/Libby) and Hoopla by downloading to a computer or mobile device. 2024 was the first year Hoopla circulation has been included in digital circulation totals.

Of the total physical and digital circulation, 218,449 (which represents 22.17% of the total) were checked out by Jefferson County residents who live in municipalities without their own libraries. This same population represented nearly 26% of digital usage in 2024. This ratio has been consistent and represents a higher ratio than for physical circulations.

Table 1. Circulation at Jefferson County Libraries – 2024

Library	2024 Total Circulation (Physical & Digital)	2024 Circulation to Jefferson County Non- librariated Communities (Physical & Digital)	Non-librariated Resident % of Total Circulation
Cambridge*	39,806	17,019	42.75%
Fort Atkinson	199,806	60,394	30.23%
Jefferson	84,589	23,813	28.15%
Johnson Creek	43,990	12,947	29.43%
Lake Mills	101,807	24,554	24.12%
Palmyra	36,194	17,628	48.70%
Waterloo	61,703	5,831	9.45%
Watertown	333,940	49,200	14.73%
Whitewater	83,515	7,063	8.46%
Totals	985,350	218,449	22.17%

*Cambridge does not circulate digital items to Jefferson County residents.

Countywide Library Service Highlights from 2024

Jefferson County residents had ready access to more than 2 million items and integrated access to the Wisconsin Digital Library, all via the CAFÉ catalog.

Libraries received the following Bridges Library System services and programs:

- Improvement and innovation grants
- eContent grants
- Coordinated public relations efforts & library advocacy
- Technology support for CAFÉ, OverDrive, Hoopla, and the wide area network
- Annual report data pre-population, monthly data reports, and data dashboard access
- Youth services coordination
- Inclusive services coordination
- Workforce development coordination
- Professional development opportunities
- Coordinated meetings for staffs & subject-specific listservs and groups
- Backup reference assistance
- Access to a professional collection for librarians
- Consultation on library services
- Access to special equipment
- Interlibrary loan software
- New library director orientation
- County library budgeting & planning assistance
- Web hosting, website assistance, & email service

Additional electronic resources for all county residents offered in 2024 included:

- Overdrive/Libby – Access to eBooks and digital audiobooks
- Hoopla – Stream digital movies, music, eBooks, and audiobooks
- Udemy – Access online, on-demand courses
- Ancestry.com – Research family history
- Consumer Reports – Make smart buying decisions
- Cypress Resume – Utilize job coaching, resume critiquing, and mock interview sessions
- Morningstar Investment Research – Research current or prospective holdings
- NoveList Plus – Find recommended reads, reviews, and book discussion guides

Cambridge Community Library



2024 was a whirlwind in Cambridge! We kicked off the year by extending our hours so that we are open 4 evenings a week until 7 p.m. and open longer on Saturdays. We offered almost 30 more programs than last year and saw almost 400 more people attending events because of it. More hours paired with expansion of program offerings resulted in 1,660 more people through our doors in 2024 than in 2023.



Our Summer Library Program exploded with participation this year! We had over 250 people sign up (up from just about 100 last year) and doubled our number of finishers.



In November, we unveiled our World Language Collection thanks to a donation from the Flynn Family in memory of their mother Lucy. To celebrate, we had the family attend a special bilingual storytime, where we launched our collection of fully Spanish and bilingual Spanish/English children's books (for a variety of ages).

Finally, we closed out the year with an exciting countdown at our Noon Year's Eve celebration!



Dwight Foster Public Library (Fort Atkinson)

The Dwight Foster Public Library served the Fort Atkinson area to the best of its ability in 2024 by providing access to materials, resources, opportunities, and gathering spaces.

In addition to curating collections of high interest, Dwight Foster Public Library staff coordinated a wide variety of programs and events in 2024 to provide information, education, entertainment, and connection for our community. The program with the highest attendance was the 4K Art Gala with 254 attendees. Through a partnership with the School District of Fort Atkinson, the 4K Art Gala invites 4-year-old kindergarten students and their families to the library on a special evening to view their artwork on display in the children's area. The adult program with the highest attendance was a presentation about Hiking the Appalachian Trail with 66 attendees.



We made several improvements to our space in 2025 with the goal of continuing to foster a welcoming



environment. We replaced brick pavers on the northwest corner of the library's lawn. We also installed a beautiful new luxury vinyl tile floor in the second floor computer lab. Utilizing funding from



an Improvement and Innovation Grant from the Bridges Library System, library staff purchased portable table lighting for the second floor reading room, large print keyboards, trackball mice, and lighted magnifiers. These technological enhancements all aim to improve accessibility in our space and better meet the needs of our patrons.

The Dwight Foster Public Library weathered several bigger staffing changes in 2024. Former Library Director Eric Robinson left the Dwight Foster Public Library in May, and the Board of Trustees appointed Minetta Lippert as the new Library Director in July. Daphne Sieren joined the Dwight Foster Public Library team as the Youth Services Librarian in October.

Library staff looks forward to continuing to serve our community in 2025.

Jefferson Public Library

Jefferson Public Library had a very exciting 2024. Here are just a few of the highlights. 2024 was the year of technology. Jefferson was awarded the Bridges Innovation and Technology grant for the purchase of a holds lockers system that allows patrons to pick up their holds whenever is convenient for them. Other improvements that were added to the Library with the help from the Bridges Library System include door counters, a hearing loop for the meeting rooms, an events calendar, and a reservation program. The Library also updated all lighting to LED, creating a welcoming environment by brightening up the Library while reducing monthly electricity costs. Wayfinding signage was also added to include Spanish and braille throughout the Library.



Jefferson Public Library also had an engaging year in programs and outreach. Adult programming included yoga and book clubs. Youth programming included the always favorite Storytime, Lego Club, and Baby Bounce. The Library partnered with several local organizations and participated in Goat Fest, Gemuetlichkeit Family Fun Night, Boo Bash, and National Night Out to name a few. Jefferson also visited local schools by doing monthly visits to 4K classes, attending family event nights, and job and collage fairs. The Library also partnered with the Jefferson County Food Pantry as a pick-up site for bread and other dry goods.



Johnson Creek Public Library

In 2024, Johnson Creek Public Library experienced strong growth. Visitor numbers rose by 9.83%, physical circulation increased by 2.03%, and overall circulation (physical and electronic) went up by 3.23%. Program attendance grew by 5.50%, while the Summer Learning Program saw a 23% increase in participation and a 29% rise in program attendees compared to 2023.



Johnson Creek joined Lake Mills, Waterloo, and Watertown in the Running Waters Project of the Library Memory Café. I am happy to partner with one of our Library Board Members, Amy Robb, to host our three cafés a year.

Regular programs continued with a monthly PAWS and READ with therapy dogs, Family Fun, Legos, and Homeschool Craft Buffets. We continued our weekly Storytime and Snack and Chat for 6-12 graders. Our community outreach also continued with weekly visits to Crossroads Kid's Connection Daycare, Crossroads Annual Spring Carnival, Johnson Creek Elementary Literacy Night, Johnson Creek Schools Mental Health Awareness Night, and our community Nickel Night.

Our Friends group continued to support us by sponsoring our Dolly Parton Imagination Library (DPIL), Summer Learning Program, two Crafting with Kayte programs, and our Coffee Station. They also purchased books to hand out at Trick or Treat, two Milwaukee County Zoo passes, a Wisconsin Historical Society pass, and renewed our Schlitz Audubon pass.

Through a generous grant from Bridges Library System, equally generous sponsorship from local business owner, Lyle Wuestenberg, and a lot of hard work from our DPW, we were able to clear out an overgrown area and put in an Outdoor Courtyard for everyone to enjoy.



Thanks to Bridges' financial support we are participating in WiLS Small Library Strategic Planning Cohort. Work on a new Strategic Plan began in 2024 and continues in 2025. Our new plan is on schedule to be in place beginning in 2026.

We had two great part-time employees leave in 2024 to work in other careers. We welcomed part-time employee Baelyn Elkins to our team in November!




L.D. Fargo Public Library (Lake Mills)

L.D. Fargo Library has been moving forward on designing and building a library expansion. Much of 2024 was working with the City administration and Council, architects, and a professional fundraiser to develop a budget, building design, and fundraising campaign. The library building has not expanded since a 1965 addition to the north side and is half the size needed for our 10,000-person service area. Our expansion design has been revised over time from doubling in size with a two-story addition, to our current goal of adding 50% more square footage.

The library continues to focus on programming and building a popular reading collection. Outreach to the community to promote and encourage early literacy includes two weekly story times and regular visits to preschools and kindergartens. Year-round activities of crafting, makerspace, escape rooms, and more bring visitors to the library. Our young adult teen theater program ran for three months and included both teens and adult volunteers who took a play from the script to full production and performance. Children and Teen program attendance for 2024 programs was 4,609.

Our Summer Reading Program (SRP) continues to engage the community, and our program attendance has outgrown our meeting space. We have partnered with the Parks Department to host our larger SRP programs at Wallace Park's outdoor pavilion. SRP is our biggest annual event and continues to drive a spike in library usage from June through August. Adult programs include educational and recreational programs with partnerships with Wisconsin Science Festival and our own book clubs, crafting programs, and Memory Cafes.

The library staff work hard to make the library a welcoming and relaxing place for families, children, and adults. Our study tables are used for meetings, study, remote work, and more. The library is literally the center of Lake Mills and remains the single public space where anyone can visit and be without expectation of commerce or membership. We are regularly thanked by customers for our service.



Powers Memorial Library (Palmyra)

In 2024 the village of Palmyra had a full year sesquicentennial celebration. In the spring, a Japanese Maple tree was planted in front of the library with a ceremony celebrating the oldest and youngest current village residents. March 14th, 2024 marked our inaugural Pi/Pie Day fundraiser. The event was such a success that it has become an annual event. On April 8th we witnessed the solar eclipse. We had 500 pairs of eclipse glasses that I ordered in October of 2023. By April 8, we had people driving in from hours away to get a pair of glasses to see the eclipse. All glasses were distributed.



In early summer we won a grant for a privacy pod that can accommodate up to four people. In May we celebrated the 150th anniversary of Palmyra with cake and events at the library. Our Olympics themed summer reading program included many programs on-site and off. We offered geocaching, paper circuit Olympic torch making, slime creation,

bird identification, a treasure hunt, fort making, a visit to the fire house, and many more popular programs.

We had a special “Junior Librarian”—who was here from North Dakota visiting her grandma for the summer—volunteer extensively to help with the summer festivities. We held our annual end of summer Family Fun Night celebration at the library because of extreme weather conditions.

In the fall we offered pumpkin painting and hosted a Memory café where participants shared thankful moments and made gratitude trees. We wound down the year with our active fiber arts group making 22 book pillows to sell during the holidays with the proceeds going to the Friends of Powers Memorial Library. PML continues to be a hub of the community hosting trivia, open mic/open jams where musicians can come and play or sing, game day, D&D, local authors and much more.



PML continues to strive toward our mission statement of Community, Connection and Collaboration.

Karl Junginger Memorial Library (Waterloo)

Karl Junginger Memorial Library (KJML), located in Waterloo in the far northwestern part of Jefferson County, hosted many amazing programs in 2024. We had a wonderful year partnering with local businesses and county resources to help educate and entertain our community.

The Library celebrated its 30th anniversary in the dedicated Karl Junginger Memorial Library Building with the Evelyn Kading Clark Children's Wing. We are very thankful to both Karl and Evelyn, Waterloo community members, who generously donated in order to have this beautiful building built back in 1994. We are very fortunate to have the Karl Junginger foundation continue to help with our funding, and the Evelyn Kading Trust, which provides all of our youth materials and other youth items.



Our small community is very fortunate to have a couple of larger businesses that support the library. The KJM Library, partnering with Crave Brothers Cheese, hosted a charcuterie board making class and tasting. Crave Brothers Cheese donated all the cheese, meats, and other items needed to taste test and create these beautifully crafted charcuterie boards. It was a well-attended community-centered event, and everyone walked away full and became cheese enthusiasts.



Watertown Public Library

Community building perfectly captures the spirit of our library highlights from 2024.

We launched several new programs as we pivoted to provide innovative offerings for all ages! New additions this year included:

- A Tea Library: A curated collection of teas available for patrons to explore and enjoy.
- Social Media Outreach: We expanded our presence with engaging Facebook Reels. Staff created a variety of entertaining videos to highlight library services—and we even went viral!
- The Silent Book Club: A designated time for people to quietly read together while enjoying light snacks.
- A Book Lover's Retreat: A cozy, after-hours event celebrating books and the joy of reading.
- Thrifters and Pickers: A roundtable discussion group for patrons who love thrifting and collecting antiques.
- 500 Books Before Middle School: A program encouraging independent reading for children in Kindergarten through 5th grade.

We also welcomed several special visitors throughout the year, including Llama Llama, Anna and Elsa, Bluey, Waldo, a lamb from Jelli's Farm, and ballet dancers from the Milwaukee Ballet.

Our Homeschool Tuesday program was a standout, culminating in two exciting events: the Homeschool Art Gallery Show and a Science Fair.

We take pride in our beautiful library and are continually exploring new ways to better serve our community.



Irvin L. Young Memorial Library (Whitewater)

2024 Highlights

- Our mocktail program was featured in the article, "Spirit-Free Spaces: Libraries Shake Things Up with Mocktail Programs" in the January/February 2024 issue of *American Libraries Magazine*.
- We collaborated with over 25 community organizations and individuals to provide over 120 library programs and events for children, teens, adults, and all ages.
- Staff members served on the library's building committee, the ALSC Programs and Services Recognition committee, the CSLP Early Literacy Manual committee, the Whitewater City leadership committee, the Whitewater LEADS board, and the WLA Children's Book Awards committee.
- We created and implemented a monthly library newsletter.
- We implemented a new events calendar and room reservation software which makes it easier for patrons to find events and book our rooms and makerspace equipment.
- For Library Lovers' Month in February, we created a giving tree where patrons could choose an item to donate, which resulted in many donations that offset costs for library programming.
- Our Itty Bitty Art Show in March had 44 community participants.
- Our library board approved a Land Acknowledgement Statement and Commitment to Action, which includes a new tab on the library's website with links to resources about local Indigenous history (including book lists and highlights from our library's collection) and current issues for further research and education. This page will be continually updated as needed.
- We purchased new equipment for the Makerspace with a Bridges grant, including an embroidery machine, upgraded scanner, a sublimation printer, heat press, and printmaking supplies.
- Our Summer Reading Program was a success. From June 10-July 20 we had 251 youth participants, 123 adult participants, 397 Bingo sheets turned in for prizes, 909 attendees at library events, and 10,415 material checkouts.
- The Library Expansion & Renovation Project began on September 9th and a groundbreaking event was held on October 5th.



Library

DEPARTMENT MISSION

The mission of Jefferson County Library Service is to support and strengthen the existing municipal libraries, so all county residents receive quality public library service.

DEPARTMENT GOALS

Goals	Objectives	Jefferson County Library Services Plan	Completion Date
Extend quality library services to all Jefferson County citizens.	Provide, and ensure access to, a full range of library services.	Strategy 1-A	Ongoing
	Support and help fund county libraries' use of technology.	Strategy 1-B	Ongoing
	Encourage county libraries to meet or exceed the service guidelines setting forth expectations for excellence.	Strategy 1-C	Ongoing
	Support sharing among county libraries.	Strategy 1-D	Ongoing
	Advocate for library system membership benefits that strengthen county libraries.	Strategy 1-E	Ongoing
	Take advantage of opportunities to create collaborations and partnerships that improve county libraries' abilities to offer services.	Strategy 1-F	Ongoing
Provide equitable funding for library services in Jefferson County.	Seek to provide a "fair share" reimbursement to all public libraries in the county for rural usage by utilizing a formula approved by the Jefferson County Library Board.	Strategy 2-A	Ongoing
	Continue to provide funding for central services such as the county library contract and the board expenses.	Strategy 2-B	Ongoing

Desired results	Objectives	Jefferson County Library Services Plan	Completion Date
	Rely on the Bridges Library System to annually collect and verify adjacent county library requests and submit valid requests for reimbursement in the following year's budget request.	Strategy 2-C	Ongoing
	Ensure that county payments to municipal libraries for providing services are disbursed by March 1st each year per Wis. Stat. 43.12(1).	Strategy 2-D	Ongoing
Educate stakeholders about the state of and need for county library services.	Report to the Jefferson County Board of Supervisors on an annual basis or as requested.	Strategy 3-A	Ongoing
	It is expected that county library directors attend county library board meetings.	Strategy 3-B	Ongoing
	County library directors are encouraged to share county library information with their local library boards.	Strategy 3-C	Ongoing
	Maintain the Jefferson County Library Service website.	Strategy 3-D	Ongoing
	Offer to have a county library board member or the county library administrator attend a municipal library board meeting for support.	Strategy 3-E	Ongoing
	Make County appointments to local library boards as authorized under Wis. Stat. 43.60 when feasible and with input from local libraries.	Strategy 3-F	Ongoing

FACTORS INFLUENCING PROGRAM/SERVICE DELIVERY AND ACCOMPLISHMENTS

The libraries in Jefferson County remain essential pieces of educational and social infrastructure to the residents that live, work, and attend school there. Each library is locally governed by a citizen board, part of municipal services, and help support a two-county public library system that helps maximize the reach of library services and materials to both larger communities and rural areas.

In 2024 Jefferson County brought forth an Act 150 Committee to approve a County Library Services Plan for 2025-2029. The purpose of this plan, as in year's past, is to develop a collection and distribution formula of library tax levy dollars in order to support the library use of residents who live in areas without libraries.

In 2024, the total circulation of physical library materials in Jefferson County decreased 3.68% from the previous year. It should be noted one of the Jefferson County Libraries was closed many weeks for renovations which is a significant cause of this decrease compared to previous year increases. A total of 819,156 physical items were checked out of the nine county libraries. Of those items, 175,606, which represents 21.44% of the total, were checked out by Jefferson County residents who live in municipalities without their own libraries. The proportion of circulation for those non-librared residents typically mirrors their overall use of the libraries and has been consistent for many years. In 2023, the percentage of items check out by this group was 21.01%

In addition to physical items, libraries also circulate digital material. In 2024, digital circulations through Overdrive grew with a 24.16% increase from 2023 to 2024. This is a significant increase compared to the 2022 to 2023 increase of 4.8%. A total of 166,194 digital items were checked out of County libraries. Residents who live in municipalities in Jefferson County without libraries represent 25.78% of Overdrive usage in 2024, with 42,843 digital items checked out to these residents. This ratio has been consistent and represents a higher ratio than for physical circulations.

Table 1: Circulation Percentage to Residents Living in Municipalities Without Libraries

	Output Measures		
	2023	2024	
Percentage of library circulation of physical items to residents who live in Jefferson County municipalities without libraries	21.01%	21.44%	
Percentage of library circulation of digital items to residents who live in Jefferson County municipalities without libraries	25.65%	25.78%	

The majority of the County library budget request represents a direct reimbursement to County libraries for use by Jefferson County residents without their own libraries that occurred in the previous year. In 2021, the Jefferson County Library Service Board reviewed the *Plan for Jefferson County Library Services* which includes the county funding formula and determined the incorporation of digital circulations was important to provide a fairer reimbursement for services provided to Jefferson County residents living in non-librared communities. The current plan (2025-2029) maintained this formula and includes reimbursement to libraries for both physical circulation and digital circulation (so long as they are verifiable circulations).

While most libraries in Jefferson County are part of the Bridges Library System, Cambridge Community Library is part of the South Central Library System. The policies of the South Central Library System prevent the Cambridge Community Library from circulating Overdrive digital materials to Jefferson

County residents. To avoid any adverse effect on the Cambridge Community Library funding, digital circulation will only be included if a library circulates these materials to all Jefferson County residents.

The formula to calculate the request amount is described below and shown in Table 2.

- Step 1: Sum the nine county libraries' operational expenses from the previous year's state annual report
- Step 2: Calculate the ratio of circulation to county residents who live in municipalities without libraries by dividing non-librariated circulation, including both physical and digital circulation if a library circulates digital materials to Jefferson County residents, by total circulation.
- Step 3: Multiply the non-librariated circulation percentage from step 2 by the total of the County libraries' operational expenditures from step 1.

These reimbursement payments to the libraries within Jefferson County for 2026 total \$1,156,224—an increase of 1.33% from last year as a result of a slight decrease in library operating expenditures of about 1.8%, a marginal increase (0.11%) of total circulation and a slight increase in the percentage of non-librariated usage of County libraries from 21.64% to 22.17%.

Table 2: County Library Formula – for County Library Portion of Budget Request

		2023 for 2025 Budget	2024 for 2026 Budget	\$ Change	% Change
Operating Expenditures at County Libraries (2 years prior)		\$5,272,438	\$5,215,336	-\$57,107	-1.08%
Percentage Share of Countywide Non- Librariated circulation (2 years prior)	x	21.64%	22.17%	N/A	0.53%
County Library Portion of Budget Request		\$1,141,085	\$1,156,224	\$15,139	1.33%

After study, the County Library Board adopted a change in the formula that calculates how the funds are distributed to County libraries beginning in 2018. The distribution formula includes a provision to limit library decreases to 5% or \$5,000 (whichever is in the library's favor)—helping to protect libraries from drastic decreases in funding. More stable funding allows libraries to better plan their service program from year to year.

There are two types of administrative costs in this 2026 budget. The Dwight Foster Public Library will continue to be the resource library for Jefferson County in 2026, handling the administrative work for

the County Library Service Board. There is \$700 requested in the budget for these services. This reimbursement level is consistent with the previous year and was increased by \$200 in 2024. The resource library reimbursement had been \$500 from 2018 to 2023.

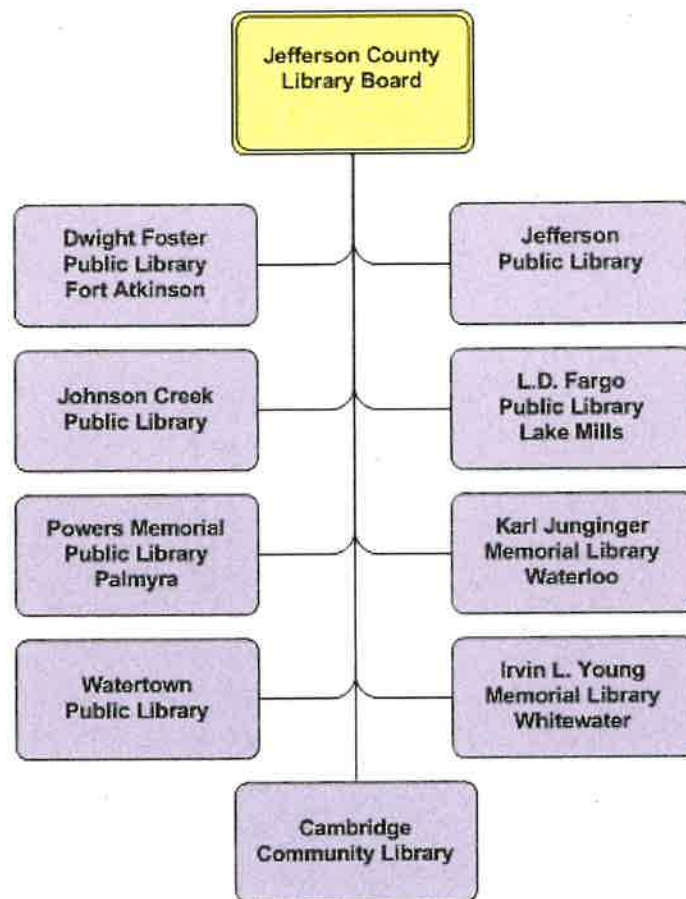
The Bridges Library System will handle the County library budgeting responsibilities. There is \$1,500 allocated to county library board expenses. The total administrative costs are less than 1% of the budget request. The remainder—and the vast majority of the funding—goes directly to libraries that will work to serve the residents of Jefferson County in a variety of essential ways.

Additionally, \$165,398.75 has been requested by adjacent county libraries for reimbursement for circulations made in 2024 to Jefferson County residents who live in areas without libraries. This represents an increase of \$10,306.75 or 6.69% for the 2026 reimbursement request. State law requires counties in Wisconsin to reimburse libraries at 70% of each library's cost for non-librariated circulations to all adjacent counties. Paying libraries in adjacent counties allows citizens to receive library services across county lines and allows counties to leverage investments already in place by partially reimbursing existing libraries instead of building new ones making it a cost-effective way to deliver services. Of the \$165,398.75 total, \$99,097 is to reimburse the Oconomowoc Public Library for use in 2024 by a significant populace in eastern Jefferson County. The \$165,398.75 allocation represents payments to 39 libraries in five adjacent counties. It's important to note that payments coming to the Jefferson County libraries from adjacent counties continue to result in a positive Jefferson County net position of approximately \$252,947 in 2026.

The total 2025 budget request for library services is \$1,323,822.36. This represents an overall increase of \$25,505.36 or 2% from last year. The county library service board remains committed to the principles of the formula which reimburses libraries based on actual costs and usage from the previous year.

This budget attempts to continue the "fair share" funding balance between librariated and non-librariated residents. All citizens of Jefferson County benefit from the services provided by the County's libraries. In a period of time where isolation and loneliness has been identified as creating a severe impact on one's health, libraries stand as community conduits, linking residents to social and educational programs, places for civic groups to meet, access to the internet for information and job opportunities, and more.

This budget continues the rich tradition of maintaining quality library services so that all County residents, no matter where they live, can thrive. Strong libraries build strong communities.



2026 Jefferson Co. Library Budget Request
Collection Formula

Library	Total Library Operating Expenditures			Total Library circulations			Total TNR/non-librariad Circulations			TNR/Non-Librariad Percentage		
	Current Year	Prev. Year	Change	Current Year	Prev Year	Change	Current Year	Prev Year	Change	Current Year	Prev. Yr	Change
Cambridge	\$283,444	\$277,856	2.01%	39,806	40,835	-2.52%	17,019	16,726	1.75%	43%	40.95996%	4.38%
Fort	\$931,749	\$938,873	-0.76%	199,806	196,237	1.82%	60,394	58,431	3.36%	30%	29.77573%	1.51%
Jefferson	\$680,519	\$676,751	0.56%	84,589	80,871	4.60%	23,813	22,353	6.53%	28%	27.64032%	1.85%
Johnson Creek	\$290,045	\$271,519	6.82%	43,990	41,804	5.23%	12,947	10,284	25.89%	29%	24.60052%	19.64%
Lake Mills	\$469,707	\$436,022	7.73%	101,807	98,181	3.69%	24,554	23,683	3.68%	24%	24.12178%	-0.01%
Palmyra	\$186,152	\$173,930	7.03%	36,194	43,533	-16.86%	17,628	20,463	-13.85%	49%	47.00572%	3.61%
Waterloo	\$378,368	\$404,641	-6.49%	61,703	57,651	7.03%	5,831	5,529	5.46%	9%	9.59047%	-1.46%
Watertown	\$1,181,821	\$1,220,564	-3.17%	333,940	330,676	0.99%	49,200	46,688	5.38%	15%	14.11896%	4.35%
Whitewater	\$813,531	\$872,282	-6.74%	83,515	94,481	-11.61%	7,063	8,863	-20.31%	8%	9.38072%	-9.85%
Totals	\$5,215,336	\$5,272,438	-1.08%	985,350	984,269	0.11%	218,449	213,020	2.55%	22.16969%	21.64246%	2.44%
Percentage Non-librariad circ	22.16969%											
Base budget based on totals	\$1,156,224											

Base budget amount 2025 \$1,141,085
Change in base budget amount \$15,138
% Change in base budget amount 1.33%

Change in library operating expenditures -\$57,102
% change in library operating expenditures -1.08%

Change in non-librariad circulation 5,429
% change in non-librariad circulation 2.55%

Change in ratio of non-res. Circ 2.44%

Adjacent County request for 2026 \$165,399
Adjacent county request for 2025: \$155,032
% change in adjacent county request 6.69%

2026 Budget Request

Base Amount	\$1,156,224
Administrative Costs	\$2,200
Adjacent Counties Libraries	\$165,398.75
Total Budget Request	\$1,323,822.36

2025 Total Request \$1,298,317
Change from previous year total \$25,505
% Change from previous year 2.0%

Jefferson County Distribution Formula 2023
Overdrive Circulation Included in Collection and Distribution

Jeff. Co. Library Service
2024 statistics for
2026 budget request

A	B	C	D	E	F	G	H	I	J	K	L	M	N	O	P	R
Library	2025 Actual Lib. Tax Levy Distribution	2026 Act 150 Minimum	5% or \$5K Reduced Amount from Prior Year (whichever results in lesser decrease)	Greater of Act150 Minimum or 5%/\$5K reduction	Rural Compensation	Not Eligible for Secondary Allocation	Eligible for Secondary Allocation (If Rural Compensation exceeds Column D)	% of Total Remaining Allocation	Secondary Allocation	Preliminary 2026 Distribution	Amount Below Hold Harmless	If below Hold Harmless (add-in)	Proportionate Reduction	Final 2026 Distribution	\$ Chg. from 2024	% Chg. from 2024
Cambridge	\$95,100	\$84,528	\$90,345	\$90,345	\$90,079	\$90,345			\$0	\$90,345		\$90,345	\$0	\$90,345	(\$4,755)	-5.0%
Fort Atkinson	\$298,147	\$197,014	\$293,147	\$293,147	\$319,658		\$319,658	41%	\$305,504	\$305,504		\$305,504	\$0	\$305,504	\$7,356	2.5%
Jefferson	\$130,641	\$134,103	\$125,641	\$134,103	\$126,039	\$134,103			\$0	\$134,103		\$134,103	\$0	\$134,103	\$3,462	2.7%
Johnson Creek	\$60,785	\$59,756	\$57,746	\$59,756	\$68,527		\$68,527	9%	\$65,493	\$65,493		\$65,493	\$0	\$65,493	\$4,707	7.7%
Lake Mills	\$120,844	\$79,299	\$115,844	\$115,844	\$129,961		\$129,961	17%	\$124,207	\$124,207		\$124,207	\$0	\$124,207	\$3,363	2.8%
Palmyra	\$104,414	\$63,465	\$99,414	\$99,414	\$93,303	\$99,414			\$0	\$99,414		\$99,414	\$0	\$99,414	(\$5,000)	-4.8%
Waterloo	\$35,648	\$25,029	\$33,865	\$33,865	\$30,863	\$33,865			\$0	\$33,865		\$33,865	\$0	\$33,865	(\$1,787)	-5.0%
Watertown	\$238,228	\$121,884	\$233,228	\$233,228	\$260,410		\$260,410	33%	\$248,879	\$248,879		\$248,879	\$0	\$248,879	\$10,651	4.5%
Whitewater	\$57,278	\$48,161	\$54,415	\$54,415	\$37,384	\$54,415			\$0	\$54,415		\$54,415	\$0	\$54,415	(\$2,864)	-5.0%
TOTALS	\$1,141,085	\$813,240	\$1,103,645	\$1,114,117	\$1,156,224	\$412,142	\$778,556	100%	\$744,082	\$1,156,224	\$0	\$1,156,224	\$0	\$1,156,224	\$15,138	1.3%

(shows rounded up - allocations match total)

Total Avail Allocation	\$1,156,224
Total Minimum Allocation	\$412,142
Remainder for Allocation	\$744,082

Total Avail. Allocation \$1,156,224
Total Alloc. + Addl. Hold Harmless Min. \$1,156,224
Proportionate Reduction (If Needed) \$0

	Total Circulation	Jeff. Co. Rural Circulation	% Rural	% of Total
Cambridge	39,806	17,019	43%	8%
Fort Atkinson	199,806	60,394	30%	28%
Jefferson	84,589	23,813	28%	11%
Johnson Creek	43,990	12,947	29%	6%
Lake Mills	101,807	24,554	24%	11%
Palmyra	36,194	17,628	49%	8%
Waterloo	61,703	5,831	9%	3%
Watertown	333,940	49,200	15%	23%
Whitewater	83,515	7,063	8%	3%
TOTALS	985,350	218,449	22%	100%

County-wide Cost per Circulation for 2024
\$5.29 Library Levy Formula
(Note: Total Op Expenditures/Total Circulation)

Step 1: Determine Act 150 Minimum for each library, incorporating Overdrive circulation if offered to Jefferson County TNR (column C). In column D, calculate either \$5K or 5% reduction from the prior year, whichever produces the lesser decrease (i.e. least negative impact for the library) from the prior year library levy (column B).

Step 2: Determine Rural Compensation amount (rural circulation multiplied by actual dollar rate per item borrowed) in column F. Similar to prior methodology.

Step 3: Libraries whose values in column E (Hold Harmless Amount) exceed the values in column F, receive the column E amount. This caps the loss for these libraries, but also makes them ineligible to receive additional funds in the secondary allocation.

Step 4: If a library's rural compensation amount is less than the amount in column E, the library is not eligible for the secondary allocation. The minimum allocation amount for those libraries is subtracted from the Total Available Allocation, resulting in the allocation shown in column H.

Step 5: The rural compensation amounts for eligible libraries are reflected in column H. Their proportion percentages of the total are reflected in column I. The Secondary allocation (column J) is determined by multiplying the libraries proportionate allocation in column I by the total remainder (i.e. \$624,785 in 2023).

Step 6: The preliminary distribution in column K is either a library's minimum in column E or the allocated amount in column J.

Step 7: As necessary, if a library eligible for a secondary allocation receives an amount lower than their Hold Harmless Amount in column E, proportional reductions are made to the remaining libraries receiving higher increases under the secondary allocation formula, until all libraries meet their Hold Harmless Amounts (the greater of their Act 150 minimum or a 5%/\$5,000 reduction), resulting in the Final Distribution in column O.

Act 150 Calculation 2024 Statistics for 2026 Budget

Library	Total Library Operating Expenditures			Total Library circulations			TNR Circulations (physical + Overdrive)			Cost/Circ			Federal Expenditures			Act 150 Unit Cost			Act 150 Amount		
	Current Year	Prev. Year	Change	Current Year (Phy. + Dig., if applicable)	Prev Year (Phy. + Dig., if applicable)	Change	Current Year (Phy. + Dig., if applicable)	Prev Year (Phy. + Dig., if applicable)	Change	Current Year	Prev Year	Change	Current Year	Prior Yr	Change	Current Year	Prev Year	Change	Current Year	Prev Year	Change
Cambridge	\$283,444	\$277,856	2.01%	39,806	40,835	-2.52%	17,019	16,726	1.75%	\$7.120635	\$6.804359	4.65%	\$ 1,009	\$ 331	204.83%	\$4.966701	\$4.757377	4.40%	\$84,528	\$79,572	6.23%
Fort	\$931,749	\$938,873	-0.76%	199,806	196,237	1.82%	60,394	58,431	3.36%	\$4.663268	\$4.784383	-2.53%	\$ 610	\$ -	0.00%	\$3.262151	\$3.349068	-2.60%	\$197,014	\$195,689	0.68%
Jefferson	\$680,519	\$676,751	0.56%	84,589	80,871	4.60%	23,813	22,353	6.53%	\$8.045006	\$8.368278	-3.86%	\$ -	\$ 1,544	-100.00%	\$5.631504	\$5.844430	-3.64%	\$134,103	\$130,641	2.65%
Johnson Creek	\$290,045	\$271,519	6.82%	43,990	41,804	5.23%	12,947	10,284	25.89%	\$6.593430	\$6.495048	1.51%	\$ -	\$ 249	-100.00%	\$4.615401	\$4.542364	1.61%	\$59,756	\$46,714	27.92%
Lake Mills	\$469,707	\$436,022	7.73%	101,807	98,181	3.69%	24,554	23,683	3.68%	\$4.613700	\$4.441002	3.89%	\$ -	\$ -	0.00%	\$3.229590	\$3.108701	3.89%	\$79,299	\$73,623	7.71%
Palmyra	\$186,152	\$173,930	7.03%	36,194	43,533	-16.86%	17,628	20,463	-13.85%	\$5.143173	\$3.995360	28.73%	\$ -	\$ -	0.00%	\$3.600221	\$2.796752	28.73%	\$63,465	\$57,230	10.89%
Waterloo	\$378,368	\$404,641	-6.49%	61,703	57,651	7.03%	5,831	5,529	5.46%	\$6.132084	\$7.018803	-12.63%	\$ -	\$ -	0.00%	\$4.292459	\$4.913162	-12.63%	\$25,029	\$27,165	-7.86%
Watertown	\$1,181,821	\$1,220,564	-3.17%	333,940	330,676	0.99%	49,200	46,698	5.38%	\$3.539022	\$3.691118	-4.12%	\$ -	\$ -	0.00%	\$2.477315	\$2.583782	-4.12%	\$121,884	\$120,632	1.04%
Whitewater	\$813,531	\$872,282	-6.74%	83,515	94,481	-11.61%	7,063	8,863	-20.31%	\$9.741136	\$9.232354	5.51%	\$ -	\$ -	0.00%	\$6.818795	\$6.462648	5.51%	\$48,161	\$57,278	-15.92%
Totals	\$5,215,336	\$5,272,438	-1.08%	985,350	984,269	0.11%	218,449	213,020	2.55%	\$5.292877	\$5.356704	-1.19%	\$ 1,619	\$ 2,124	-23.78%	\$3.703864	\$3.748182	-1.18%	\$813,240	\$788,544	3.13%

Cambridge does not circulate Overdrive items to Jefferson County residents.

Jefferson County Circulation 2024 for 2026 Budget

Library	Jeff. Co. TNR		Total Physical Circulation	Jeff. Co. TNR Physical Circulation	Total	
	Total Digital Circulation	Digital Circulation			Circulation Digital + Physical	Total Jeff. Co. TNR Circulation Digital + Physical
Cambridge	-	-	39,806	17,019	39,806	17,019
Fort	36,865	13,258	162,941	47,136	199,806	60,394
Jefferson	15,339	5,759	69,250	18,054	84,589	23,813
Johnson Creek	7,524	2,725	36,466	10,222	43,990	12,947
Lake Mills	22,400	7,727	79,407	16,827	101,807	24,554
Palmyra	3,696	1,928	32,498	15,700	36,194	17,628
Waterloo	9,180	1,414	52,523	4,417	61,703	5,831
Watertown	51,386	8,469	282,554	40,731	333,940	49,200
Whitewater	19,804	1,563	63,711	5,500	83,515	7,063
Totals	166,194	42,843	819,156	175,606	985,350	218,449
TNR %		25.78%		21.44%		22.17%

Whitewater closed several weeks due to ongoing renovations. Circulation down 14,577.

2023 Totals for						
2025 Budget	133,859	34,336	850,410	178,684	984,269	213,020
TNR %		25.65%		21.01%		21.64%
2022 Totals for						
2024 Budget	127,727	32,794	830,750	173,809	958,477	206,603
TNR %		25.68%		20.92%		21.56%
2021 Totals for						
2023 Budget	126,241	31,556	723,827	158,548	850,068	190,104
TNR %		25.00%		21.90%		22.36%
2020 Totals for						
2022 Budget	123,505	30,846	620,424	134,201	743,929	165,047
TNR %		24.98%		21.63%		22.19%

* Cambridge does not circulate Overdrive items to Jefferson County residents.

2024 Data reported in 2025 for 2026 Payment
County
Location

Data updated for 2026 request in black.

Mailing
AddressMailing
AddressOperating
Expenses
per DPIInter-Lib
Adjust
RequestedLess Federal
Expenses
per DPINet
Operating
ExpensesCirculation
per DPICalculated
Cost
perApplicable
Circulations

Rate

Calculated
ReimburseRequested
Reimburse

Variance

Dane	Dane County Library Service	1874 S Sloughton Rd	Madison, WI 53716		-					-	70%			
Dane	Black Earth Public Library	P.O. Box 346	Black Earth	216,131		(176)	215,955	20,645	10.46	4	70%	29.00	29.29	(0.29)
Dane	Deerfield Public Library	P.O. Box 408	Deerfield, WI 53531	248,103		(400)	247,703	27,971	8.86	63	70%	391.00	390.54	0.46
Dane	DeForest Area Public Library	203 Library Street	DeForest, WI 53532	1,120,745			1,120,745	197,635	5.67	6	70%	24.00	23.82	0.18
Dane	Fitchburg Public Library	5530 Lacy Rd.	Fitchburg, WI 53711	2,449,127			2,449,127	293,069	8.36	19	70%	111.00	111.15	(0.15)
Dane	Fitchburg Public Library	201 W. Mifflin Street	Madison, WI 53703	22,436,242		(44,219)	22,392,023	2,170,905	10.31	993	70%	7,170.00	7,109.88	0.32
Dane	Madison Public Library	605 Waterloo Road	Marshall, WI 53559	253,907		-	253,907	32,005	7.93	639	70%	3,549.00	3,548.59	0.41
Dane	Marshall Community Library	5920 Milwaukee St.	McFarland, WI 53558	1,154,864			1,154,864	163,059	7.08	131	70%	649.00	649.46	(0.46)
Dane	E.D. Locke Public Library	1000 Nichols Road	Monona, WI 53716	917,848			916,092	170,979	5.36	10	70%	38.00	37.51	0.49
Dane	Monona Public Library	304 South 4th St.	Stoughton, WI 53589	1,112,666		(25,066)	1,087,600	167,129	6.51	98	70%	446.00	446.42	(0.42)
Dane	Stoughton Public Library	1350 Linnerud Drive	Sun Prairie, WI 53590	2,783,914		(400)	2,783,514	535,777	5.20	456	70%	1,658.00	1,658.33	(0.33)
Dane	Sun Prairie Public Library	500 Silent St.	Verona, WI 53593	2,732,446		(1,900)	2,730,546	588,188	4.64	32	70%	104.00	103.99	0.01
Dane	Verona Public Library	201 N. Madison St.	Waunakee, WI 53597	1,624,691			1,624,691	282,054	5.76	3	70%	12.00	12.10	(0.10)
Dane	Waunakee Public Library									2,447		14,181.00	14,180.88	0.12
Dane	Totals													

Dodge	Iron Ridge Public Library	205 Park St PO Box 247	Iron Ridge, WI 53035	53,764		-	53,764	1,909	28.16	14	70%	276.00	\$276	-
Dodge	Ted and Grace Bachuber Memorial Lib	234 N John St	Mayville, WI 53050	411,867		688	411,179	38,370	10.72	4	70%	30.00	\$30	-
Dodge	Beaver Dam Community Library	311 N. Spring St.	Beaver Dam, WI 53916	989,464		(1,850)	987,614	137,628	7.18	389	70%	1,954.00	1,954.00	-
Dodge	Totals									389		2,260.00	\$2,260	-

Rock	Beloit Public Library	605 Eclipse Blvd	Beloit, WI 53511	\$2,426,988		\$0	\$2,426,988	152,470	15.92	11	70%	123.00	\$122.57	0.43
Rock	Edgerton Public Library	101 Albion Street (NOTE d	Edgerton, WI 53534	463,635		-	463,635	63,499	7.30	604	70%	3,087.00	\$3,087.05	(0.05)
Rock	Hedberg Public Library	316 S. Main Street	Janesville, WI 53546	\$4,289,813		-	4,289,813	427,366	10.04	101	70%	710.00	\$709.67	0.33
Rock	Milton Public Library	430 E. High St., St 100	Milton, WI 53563	\$485,690		-	\$485,690	87,077	5.58	814	70%	3,178.00	\$3,178.18	(0.18)
Rock	Totals									1,519		7,098.00	\$7,097.47	0.10

Walworth	Aram Public Library	404 E. Walworth Ave.	Delavan, WI 53115	\$531,913		-	531,913	73,907	7.20	111	70%	559.00	\$559.21	(0.21)
Walworth	East Troy Lions Public Library	3094 Graydon Ave.	East Troy, WI 53120	\$283,174		-	283,174	30,175	9.38	3	70%	20.00	\$19.71	0.29
Walworth	Lake Geneva Public Library	918 W. Main St.	Lake Geneva, WI 53147	\$1,051,154		(2,369)	1,048,785	114,801	9.14	11	70%	70.00	\$70.34	(0.34)
Walworth	Matheson Memorial Public Library	101 N. Wisconsin St.	Elkhorn, WI 53121	\$1,013,354		-	1,013,354	210,689	4.81	14	70%	47.00	\$47.14	(0.14)
Walworth	Totals									139		696.00	696.40	-

Waukesha	Big Bend Public Library	W230 S9185 Nevins Street	Big Bend, WI 53103	90,845		-	90,845	15,163	5.99	17	70%	71.00	71.00	-
Waukesha	Brookfield Public Library	1900 N. Calhoun Rd.	Brookfield, WI 53005	3,406,653		-	3,406,653	534,889	6.37	123	70%	548.00	548.00	-
Waukesha	Butler Public Library	12808 W Hampton Blvd	Butler, WI 53007	127,014		-	127,014	31,456	4.04	2	70%	6.00	6.00	-
Waukesha	DeLafield Public Library	500 Genesee	DeLafield, WI 53018	\$968,749		(1,412)	967,337	196,680	4.92	2,977	70%	10,249.00	10,249.00	-
Waukesha	Alice Baker Memorial Public Library	820 E. Main Street	Eagle, WI 53119	321,636		(1,000)	320,636	37,213	8.62	1,747	70%	10,537.00	10,537.00	-
Waukesha	Elm Grove Public Library	13600 Juneau Blvd	Elm Grove, WI 53122	643,133			643,133	93,477	6.88	43	70%	207.00	207.00	-
Waukesha	Hartland Public Library	110 E. Park Ave	Hartland, WI 53029	757,029		(766)	756,263	219,263	3.45	1,236	70%	2,984.00	2,984.00	-
Waukesha	Menomonee Falls Public Library	W156 N8436 Pilgrim Rd.	Menomonee Falls, WI 53051	2,386,775		(800)	2,385,975	374,298	6.37	158	70%	705.00	705.00	-
Waukesha	Mukwonago Community Library	511 Division St.	Mukwonago, WI 53149	1,314,418		-	1,314,418	246,295	5.34	434	70%	1,621.00	1,621.00	-
Waukesha	Muskego Public Library	S73 W16663 Janesville Rd	Muskego, WI 53150	1,458,444		(896)	1,457,548	250,479	5.82	34	70%	138.00	138.00	-
Waukesha	New Berlin Public Library	15105 Library Ln.	New Berlin, WI 53151	\$1,822,781		(747)	1,822,034	366,422	4.97	195	70%	679.00	679.00	-
Waukesha	Town Hall Library	W76W31429 Hwy VV	North Lake, WI 53064	688,970		(729)	688,241	62,613	10.99	735	70%	5,655.00	5,655.00	-
Waukesha	Oconomowoc Public Library	200 W. South St.	Oconomowoc, WI 53066	1,303,120		(3,593)	1,299,527	305,259	4.26	33,254	70%	99,097.00	99,097.00	-
Waukesha	Pewaukee Public Library	210 Main St.	Pewaukee, WI 53072	1,393,033		(2,282)	1,390,751	261,935	5.31	915	70%	3,401.00	3,401.00	-
Waukesha	Pauline Haass Public Library	N64 W23820 Main St	Sussex, WI 53089	1,358,862		-	1,358,862	349,947	3.88	186	70%	506.00	506.00	-
Waukesha	Waukesha Public Library	321 Wisconsin Ave	Waukesha, WI 53186-4786	4,618,716		-	4,618,716	829,356	5.57	1,221	70%	4,760.00	4,760.00	-
Waukesha	Totals									43,260		141,164.00	141,164.00	-

Grand Totals

47,754

165,399.00

165,398.75

Jefferson County Library Service 2026 Payment Schedule
 Payments due to all libraries by March 1, 2026

Recipient	2026 Payment
Jefferson County Libraries	
Cambridge operational reimbursement	\$90,345
Dwight Foster/Fort Atkinson operational reimbursement	\$305,504
plus resource library payment	\$700
Dwight Foster Public Library total for two 2026 contracts	\$306,204
Jefferson Public Library	\$134,103
Johnson Creek Public Library	\$65,493
L.D. Fargo Public Library (Lake Mills)	\$124,207
Powers Memorial Library (Palmyra)	\$99,414
Karl Junginger Memorial Library (Waterloo)	\$33,865
Watertown Public Library	\$248,879
Irvin L. Young Memorial Library (Whitewater)	\$54,415
Total Jefferson County Total	\$1,156,924

Adjacent County Libraries	
Dane County Libraries	2026 Payment
Black Earth Public Library	\$29.29
Deerfield Public Library	\$390.54
DeForest Area Public Library	\$23.82
Fitchburg Public Library	\$111.15
Madison Public Library	\$7,169.68
Marshall Community Library	\$3,548.59
E.D. Locke Public Library	\$649.46
Monona Public Library	\$37.51
Stoughton Public Library	\$446.42
Sun Prairie Public Library	\$1,658.33
Verona Public Library	\$103.99
Waunakee Public Library	\$12.10
Dane County Total	\$14,180.88

Dodge County Libraries	
Iron Ridge Public Library	\$276
Ted and Grace Bachuber Memorial Library	\$30
Beaver Dam Community Library	\$1,954
Dodge County Total	\$2,260

Rock County Libraries	
Beloit Public Library	\$122.57
Edgerton Public Library	\$3,087.05
Hedberg Public Library	\$709.67
Milton Public Library	\$3,178.18
Rock County Total	\$7,097.47

Walworth County	
Aram Public Library	\$559.21
East Troy Lions Public Library	\$19.71
Lake Geneva Public Library	\$70.34
Matheson Memorial Public Library	\$47
Walworth County Total	\$696.40

Waukesha County Libraries	
Big Bend Public Library	\$71
Brookfield Public Library	\$548
Butler Public Library	\$6
Delafield Public Library	\$10,249
Alice Baker Memorial Library (Eagle)	\$10,537
Elm Grove Public Library	\$207
Hartland Public Library	\$2,984
Menomonee Falls Public Library	\$705
Mukwonago Community Library	\$1,621
Muskego Public Library	\$138
New Berlin Public Library	\$679
Town Hall Library (North Lake)	\$5,655
Oconomowoc Public Library	\$99,097
Pewaukee Public Library	\$3,401
Pauline Haass Public Library (Sussex)	\$506
Waukesha Public Library	\$4,760
Waukesha County Total	\$141,164

Adjacent county library payments	\$165,398.75
Total payments to libraries	\$1,322,322.36
County Library Board Expenses	\$1,500
County Resource Library Expenses	See above
Total library budget 2026	\$1,323,822.36
(Note: This is an increase of \$25,505.36 or 1.96% from 2025 amount of \$1,298,317)	

Requests below are from adjacent counties for payments FROM Jefferson County

2026 Budget Jefferson County Libraries Adjacent County Funding Net Position FINAL

Revenue											
Library	Dane	Dodge	Rock	Walworth	Waukesha	Other Co. Totals	Jefferson	Columbia	Sauk	Green	Iowa
Cambridge	\$46,903	\$20	\$0	\$0	\$0	\$46,923	\$90,345	\$0	\$0	\$20	\$0
Fort	\$9,797	\$428	\$7,440	\$3,904	\$3,064	\$24,633	\$305,504				
Jefferson	\$316	\$1,252	\$96	\$62	\$4,458	\$6,184	\$134,103				
Johnson Creek	\$0	\$890	\$0	\$11	\$1,214	\$2,115	\$65,493				
Lake Mills	\$3,246	\$1,748	\$4	\$46	\$592	\$5,636	\$124,207				
Palmyra	\$0	\$108	\$20	\$12,775	\$4,523	\$17,426	\$99,414				
Waterloo	\$12,153	\$48,964	\$0	\$25	\$716	\$61,858	\$33,865				
Watertown	\$922	\$91,500	\$67	\$15	\$8,816	\$101,320	\$248,879				
Whitewater	\$2,449	\$0	\$46,292	\$101,272	\$2,217	\$152,230	\$54,415				
Totals	\$75,786	\$144,910	\$53,920	\$118,110	\$25,600	\$418,346	\$1,156,224				

Expenditures						
Counties	Dane	Dodge	Rock	Walworth	Waukesha	Totals
Jefferson County to pay libraries in adjacent counties	\$14,180.88	\$2,260	\$7,097.47	\$696.40	\$141,164	\$165,398.75

Net Jefferson County Position	\$252,947
--------------------------------------	------------------

Annual Average Net Position since 2015

\$216,304

2026 Budget Jefferson County Libraries Adjacent County Funding Net Position FINAL

Sum of Incoming Act 420 Payments

2015	\$	348,002
2016	\$	349,408
2017	\$	355,490
2018	\$	356,603
2019	\$	350,241
2020	\$	363,117
2021	\$	358,468
2022	\$	351,665
2023	\$	394,565
2024		\$402,392
2025		\$437,376
2026		\$418,346
Average		\$369,757

2026 Budget Jefferson County Libraries Adjacent County Funding Net Position FINAL

Net Position

2015	\$204,590.00
2016	\$203,869.00
2017	\$202,640.00
2018	\$199,718.99
2019	\$184,061.00
2020	\$196,937.00
2021	\$195,194.00
2022	\$201,962.92
2023	\$227,343.42
2024	\$243,948.41
2025	\$282,439.35
2026	\$252,946.94
Average	\$216,304.25